



Hello Blair Stars!

Welcome back to Week 2! I hope you had a wonderful time celebrating the 4th of July. If you have any pictures of how you celebrated, your teachers would love to see it!

This week we will be exploring Fairy Tales! Fairy Tales are a wonderful age appropriate way to introduce students to problem solving, morals, and lessons about community. They also are a great way to practice using our imaginations and make believe. Each day we will read a different fairy tale. The best part is that you can re-read fairy tales over and over again. Let us know if your child has a favorite one!

Ms.Taryn, Ms. Mary Kay, and Mr.Luis

Hola Blair Stars!

¡Bienvenido de nuevo a la semana 2! Espero que hayan pasado un tiempo maravilloso celebrando el 4 de julio. Si tienes alguna foto de cómo celebraste, ¡a tus maestros les encantaría verla!

¡Esta semana exploraremos los cuentos de hadas! Los cuentos de hadas son una maravillosa manera apropiada para la edad de presentar a los estudiantes la resolución de problemas, la moral y las lecciones sobre la comunidad. También son una excelente manera de practicar el uso de nuestra imaginación y hacer creer. Cada día leeremos un cuento de hadas diferente. La mejor parte es que puedes volver a leer cuentos de hadas una y otra vez. ¡Háganos saber si su hijo tiene uno favorito!

Ms.Taryn, Ms. Mary Kay y Mr.Luis

Bonjour Blair Stars!


Bienvenue à la semaine 2! J'espère que vous avez passé un merveilleux moment à célébrer le 4 juillet. Si vous avez des photos de la façon dont vous avez célébré, vos professeurs adoreraient le voir!

Cette semaine, nous explorerons les contes de fées! Les contes de fées sont une merveilleuse façon adaptée à l'âge de présenter aux élèves la résolution de problèmes, la morale et des leçons sur la communauté. Ils sont également un excellent moyen de pratiquer l'utilisation de notre imagination et de faire croire. Chaque jour, nous lisons un conte de fées différent. La meilleure partie est que vous pouvez relire les contes de fées encore et encore. Faites-nous savoir si votre enfant en a un préféré!

Mme Taryn, Mme Mary Kay et M. Luis


Fairy Tales Week

Meet the Teachers



Just in case anyone needs a refresher! :)
<https://www.youtube.com/watch?v=aEPBlr4r3Fc&feature=youtu.be>

Circle Time



New circle time!
Join Taryn for a quick circle time!
(9 minutes!)


This week's video is slightly longer. Each week I will add one more section/activity to the morning meeting. We are steadily increasing your child's ability to attend for longer periods of time. If you need to take breaks during video, take those breaks!

You can play this video every morning before you do the day's activities. Using the same video every day for this week (repetition) will allow your child more opportunities to learn new vocabulary, mimic movements, and practice following directions.

Each time your child watches they will be able to remember more, and in turn focus on new aspects of the video.

Click the link below!
<https://www.youtube.com/watch?v=7tvLTzD-OLY&feature=youtu.be>

MONDAY



<https://www.youtube.com/watch?v=MDbA6y3nXew&feature=youtu.be>

Questions to ask

What color are the ducks?

Can you point to a yellow duck?

Can you point to a white duck?

Where is the mama duck?


Where is a baby duck?

Is the lovely duck happy or sad?

Can you show me a happy face?

Can you show me a sad face?

You can ask these questions and answer them aloud to help your student practice vocabulary and identifying.



Watch the video of the 5 Little ducks song and practice counting how many ducks there are. Pause the video and touch fingers to the screen as you count each duck. Click the link below to watch!

<https://www.youtube.com/watch?v=pZw9veQ76fo>

Cupcake Liner Duck

Cupcake Liner

Duck Craft

by Crafty Kids at Home



<https://www.craftykidsathome.com/duck-craft-cupcake-liner/>

	<p>Footprint Duck</p>  <p>https://www.craftymorning.com/footprint-duck-craft-kids/</p>
<p>TUESDAY</p>	
 <p>https://www.youtube.com/watch?v=vO7P66xymXO&feature=youtu.be</p> <p>Questions to ask Where is Jill? Point to Jill. Where is the giant? Point to the giant! Where is the beanstalk? Point to it! Can you pretend to climb the beanstalk? (Move arms up and down, sway side to side and pretend to climb)</p>	<p>Castle in the Clouds</p>  <p>Jack and the Beanstalk Activity Build a Castle in the Clouds</p> <p>Let's build a castle in the clouds! Just like the tower Jill climbed to get to the Giant! You will need:</p> <ul style="list-style-type: none"> • Blocks • Shaving Cream (Dollar Tree/Family Dollar has some!) • Container for the activity

Where are the beans? Can you point to the beans? Let's pretend to eat beans.

Is Jill climbing the bean stalk? (Yes or No?)
Let's pretend how to climb!

Did Jill share her beans? (Yes or No?) Let's practice sharing! (Take an object, any object and practice sharing with your child)

You can ask these questions and answer them aloud to help your student practice vocabulary and identifying.

Another great Fairy Tale is the 3 Little Pigs! It's a wonderful way to practice counting! Mary Kay found an awesome version of this Fairy Tale for you to watch. Click the Link below!



https://www.youtube.com/watch?v=oAWOSWM-raQ&feature=emb_logo

Spray out an entire can of shaving cream into the container.

Get your blocks out and put them near the container of shaving cream.

Build a tower! Make sure to reference the Giant and Jill from the story!




GOOGLE MEET

There will be a Google Meet at 10AM On Tuesday. The meet will be approximately 10 minutes. We will do some Math and Language Arts using Music. You don't need to bring anything to this meet but you and your student! **Click the link below at 10 AM on Tuesday to join.**

<https://meet.google.com/scu-mwqw-rzg>

WEDNESDAY



<https://www.youtube.com/watch?v=HXnH3o9PO40&feature=youtu.be>

Questions to ask

Where is Snow White? Point to her?

Where is a dwarf? Point to one!

How many dwarves are there? Let's Count (Count the dwarves. Make sure to touch your child's hand to each dwarf as you say the number)

Snow White Cleans. Can you clean? (Practice cleaning movements. Such as moving hand back and forth, sweeping motion, wiping motion)

https://www.youtube.com/watch?v=CgCSjlGPtLA&feature=emb_logo

Apple Painting



Apples are associated with the story of Snow White. Let's use an apple to paint!

You will need:

- Apple
- Knife (To cut apple)
- Paper Plate (or something flat to hold paint)
- Paint (any color!)
- Paper

Cut the apple in half. Put the desired amount of paint on the plate. Dip the apple into the paint and then place it on the paper. Make sure to talk about how the apple feels with your student. Is it smooth? Rough? Hard? Soft? Talk about the colors you are using. Talk about the shape the apple makes on the page.

THURSDAY	
 <p>https://www.youtube.com/watch?v=gQk8iVnlm_I&feature=youtu.be</p> <p>Questions to ask Where is Big Red Riding Hood? Point to them!</p>	<p><u>Red Riding Hood Dramatic Play</u></p>  <p>Here is an easy way to play pretend! Grab a Red Blanket, Scarf, Jacket or Hat. Any clothing item that is red will do. Get a basket or bucket and pretend to be Little Red Riding Hood. Have your student put bread or goodies in their basket and walk it to another room. You can even pretend to be Grandma in bed!</p> <p>Or have your student lay in bed and pretend</p>

Where is Big Red Riding Hood's Basket?
Point to it!

Is there food in the basket? (Yes/No)

Is Big Red Riding Hood Little or Big?

Where is Big Red Riding Hood's grandma?
Point to her.

Are they having a picnic? (Yes/No)

You can ask these questions and answer them aloud to help your student practice vocabulary and identifying.

Traditional Little Red Riding Hood

Mary Kay found a wonderful musical version of Little Red Riding Hood! It is the part where Little Red meets the Wolf.

Click the link below to watch!

https://www.youtube.com/watch?v=LuEdXmHSXnU&feature=emb_logo

to be Grandma and try to scare you. Click the link below for more prop ideas.

https://theimaginationtree.com/little-red-riding-hood-storytelling-dramatic-play/?utm_source=feedburner&utm_medium=email&utm_campaign=Feed%253A+theimaginationtree%252FXyqA+%2528The+Imagination+Tree%2529

Little Red Riding Hood Puppets



www.redtedart.com

Little Red Riding Hood

Story Telling Props



You can also create puppets out of toilet paper rolls! The example below uses fabric,

	<p>but you can use coloring utensils only!</p> <p>Have your student practice their fine motor skills by making contact with the toilet roll and the coloring utensil. Or you can use fingerpaint! Your puppets will be unique. There is no wrong way to do it!</p> <p>Click the link below to see examples! https://www.redtedart.com/little-red-riding-hood-craft-tp-rolls-again/ </p>
Google Meet	<p>There will be a Google Meet at 10AM On Thursday. The meet will be approximately 10 minutes. We will do some Math and Language Arts using Music. You don't need to bring anything to this meet but you and your student! Click the link below at 10 AM on Thursday to join. https://meet.google.com/pkg-rgrg-ojy </p>
<u>Extra Practice</u>	

Bean Counting



Use dry beans and cups to practice counting! Put a few handfuls of beans into a large basket or bowl.

If you have dixie cups or any small containers, you can label them with numbers. I would start with numbers 1-3. Practice counting aloud and putting 1, 2, or 3 beans into the corresponding cup.

Check out another Fairy Tale Mary Kay has found! Goldilocks and the three bears! It's a great way to practice counting!



https://www.youtube.com/watch?v=GboQ3JxpptM&feature=emb_logo